


# Add the DCFS Policy mobile website onto your Android or IOS device

In just a few steps, you can add the Policy website to your mobile device's home screen. Please follow the instructions below for the device type you have (IOS or Android).

## IOS Instructions

1. Turn on your IOS device and open the Safari web browser (figure 1).
2. In the address bar, enter <http://policy.dcfslacounty.gov> and tap on "Go" (figure 2).
3. Once the Policy mobile website is opened, tap on the  icon, as indicated (figure 3).
4. When you do that, a menu will open with the option to "Add to Home Screen". Tap on it (figure 4).
5. On the "Add to Home" screen, tap on the word "Add" in the top right corner (figure 5).
6. The Policy mobile website will now appear as an icon on your IOS device's Home Screen (figure 6).




Figure 1

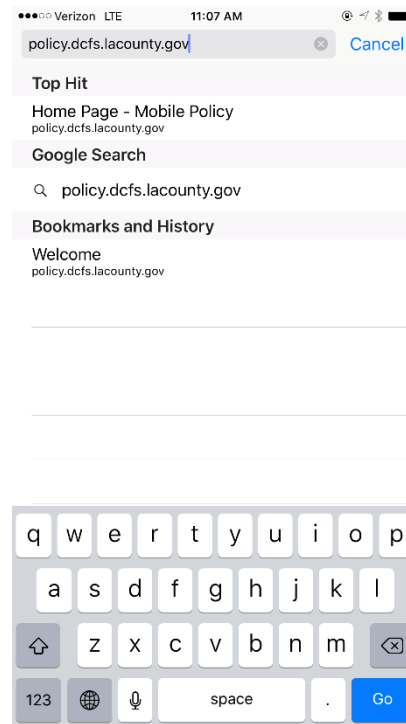


Figure 2

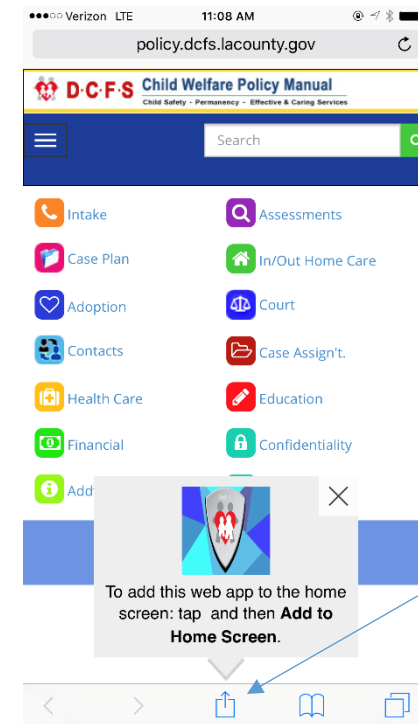


Figure 3

# Add the DCFS Policy mobile website onto your Android or IOS device

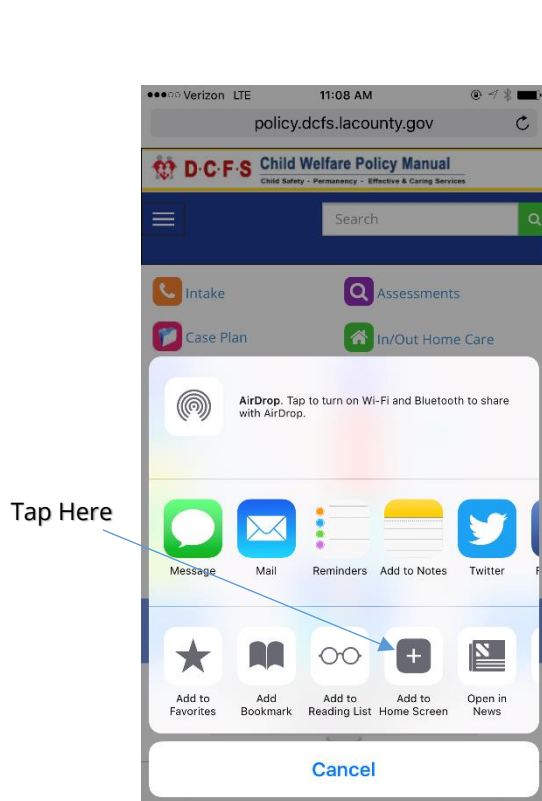


Figure 4

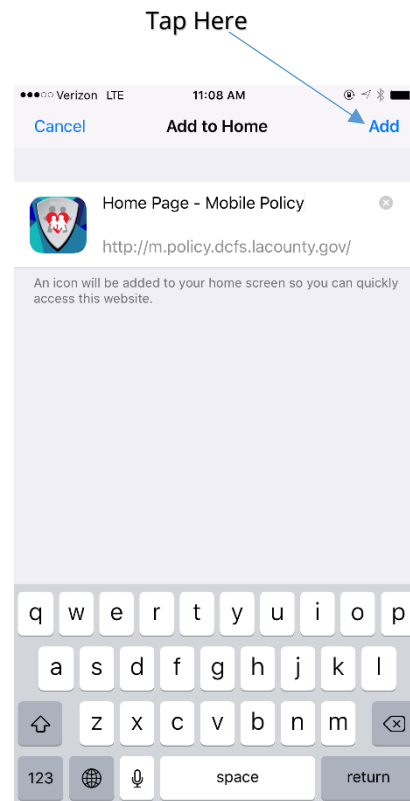


Figure 5





Figure 6

## Android Instructions

1. Turn on your Android device and open the Chrome web browser (figure 7).
2. In the address bar, enter <http://policy.dcfslacounty.gov> and tap on the Go icon (figure 8).
3. Once the Policy mobile website is opened, tap on the  icon in the upper right corner (figure 9).
4. When you do that, a menu will open with the option to "Add to Home screen". Tap on it (figure 10).
5. On the "Add to Home screen" menu, tap on the word "Add" (figure 11).
6. The Policy mobile website will now appear as an icon on your Android device's Home Screen (figure 12).

# Add the DCFS Policy mobile website onto your Android or IOS device




Figure 7

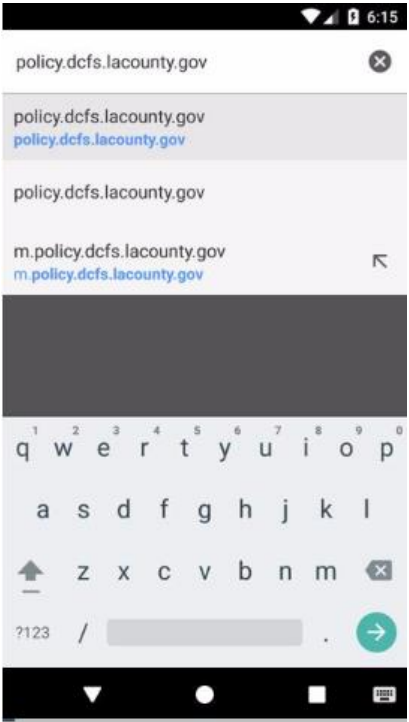


Figure 8

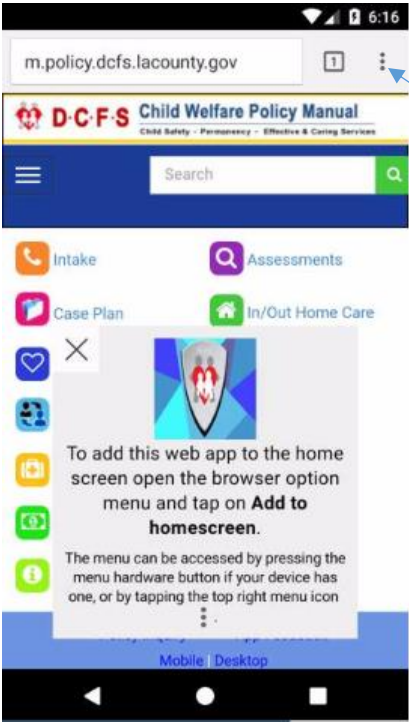


Figure 9

# Add the DCFS Policy mobile website onto your Android or IOS device

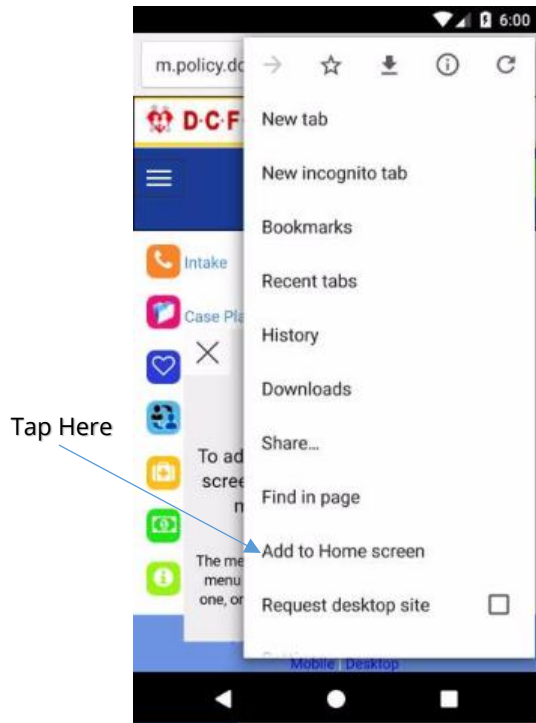


Figure 10

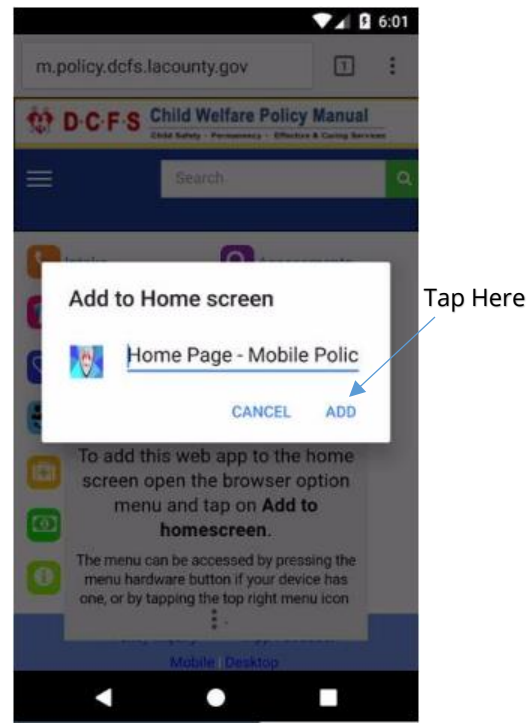


Figure 11

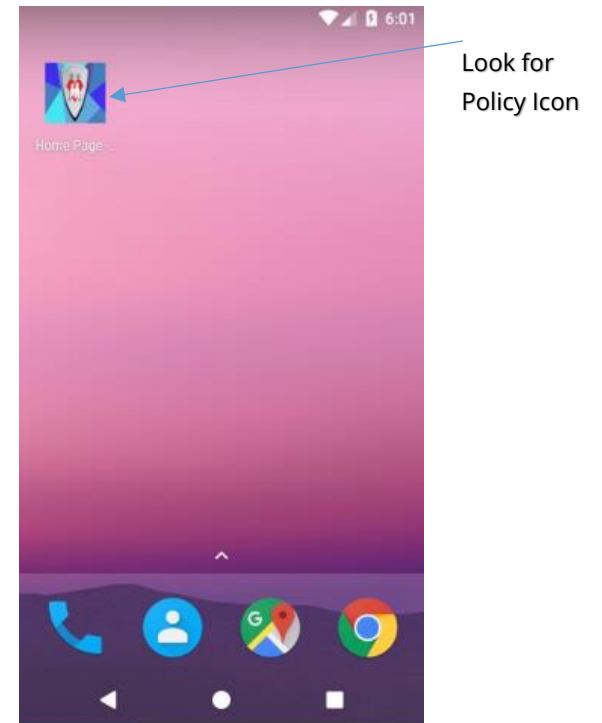


Figure 12